

ACLAND'S VIDEO ATLAS OF HUMAN ANATOMY®



The optimal anatomical learning solution

3D rotational video modules supporting and enhancing learning in human anatomy

Remote and distance learning resources are essential in today's environment. In **Acland's Video Atlas of Human Anatomy**—nearly 330 videos of real human anatomic specimens—world-renowned anatomist Dr. Robert Acland demonstrates true-to-life movement of complex structures in every region of the body. Videos can be effortlessly integrated into any online curriculum through your institution's LMS.

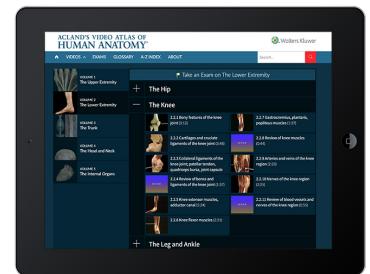
Ideal for self-directed learning, **Acland's** provides students and faculty with anytime, anywhere, any device access. Search and navigation tools make it easy to find content that provides a foundation for understanding anatomy function, and excel on coursework, labs, or exams.

BENEFITS FOR FACULTY

Integrate into your curriculum

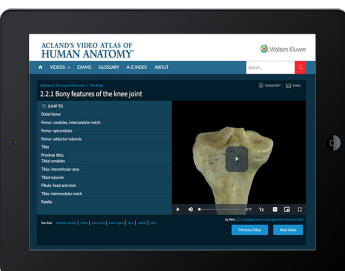
Integrate **Acland's** into your course materials or lab guide by including links (URLs) to specific videos.

You and your students can easily navigate videos by region or the prepared index, and can search across videos via key terms. A list of the URLs for each video is available [here](#).



PRO TIP: Want to share a video? Click EMAIL in the right-hand corner of the video window and follow the prompts to share a video with students or colleagues

Teach concepts—transcripts and key terms reinforce learning

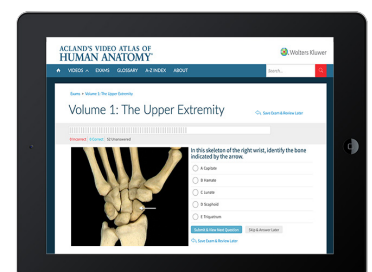


A transcript of each video's narration allows students to quickly reinforce key concepts. Simply click the **Transcript** link in the right-hand corner of the video display box. Transcripts are provided in PDF and can be used in teaching guides.

Key terms related to each video are listed in the bottom left side of the video. After clicking on a key term, students will see a list of related videos that strengthen their understanding of that concept. A video review appears at the end of each region, reinforcing what has been learned.

Self-assessment

Interactive, timed, and scored multiple-choice exams for each region allow students independent study and self-assessment via viewing of videos for learning and review as well as practical exam preparation. At the end of each exam, students are provided with direct remediation links to specific videos for additional review.



Contact sales@ovid.com for more information!